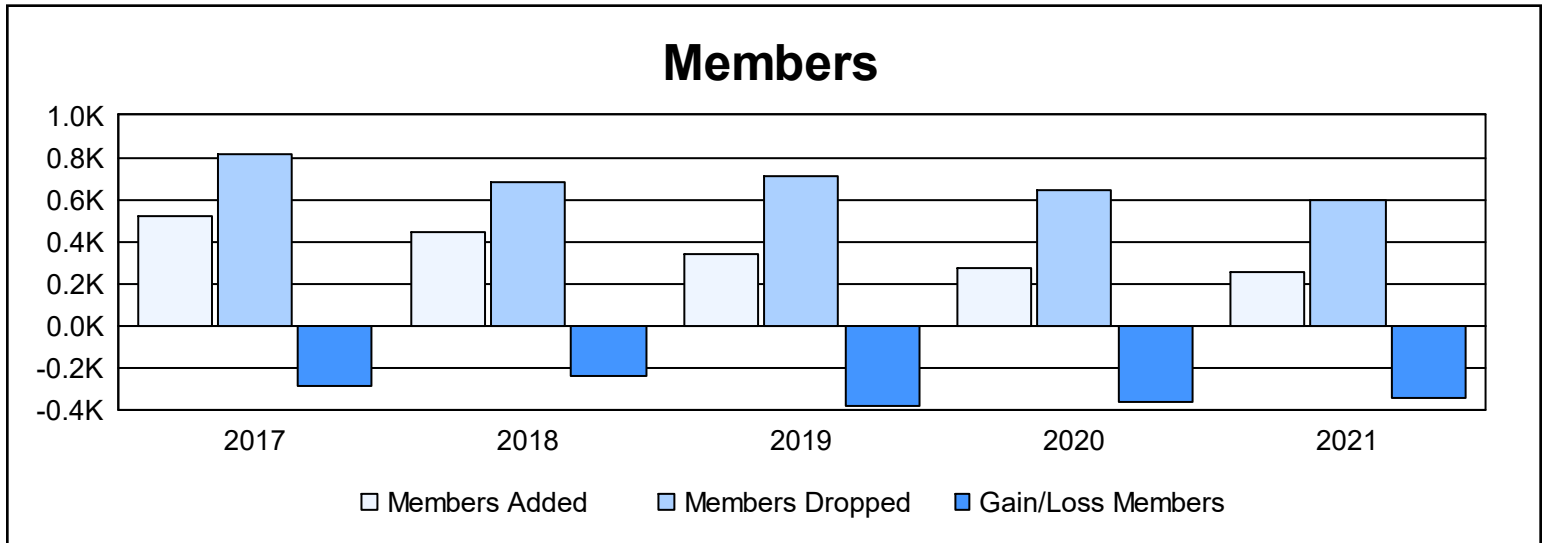
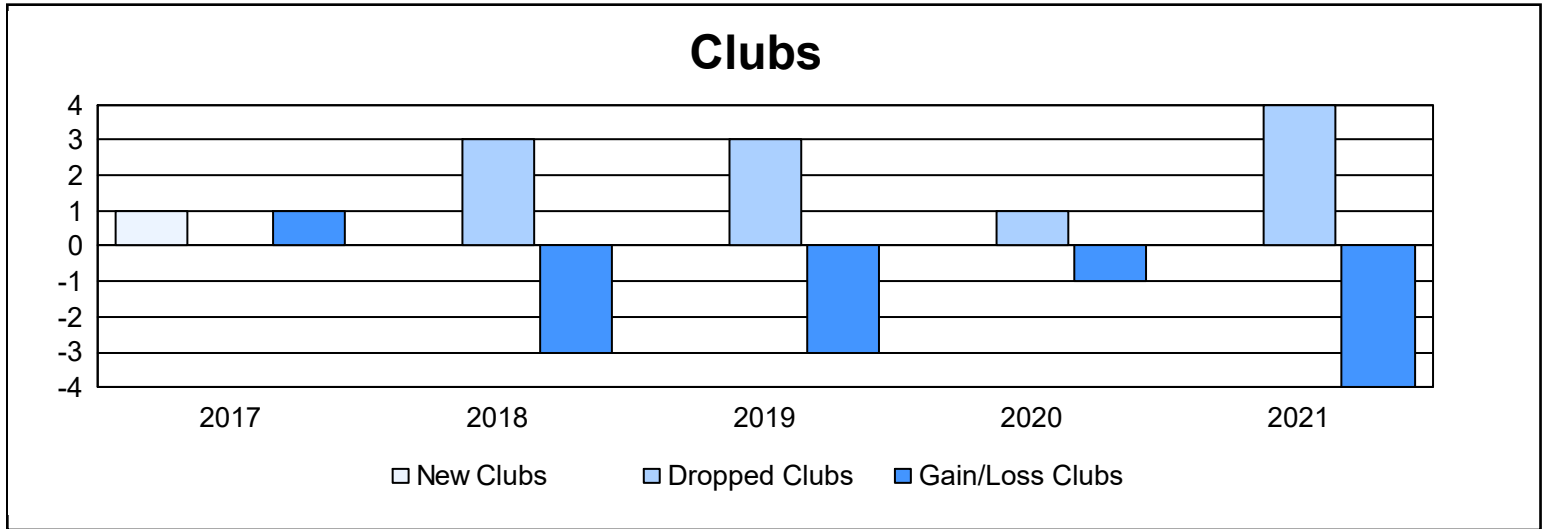
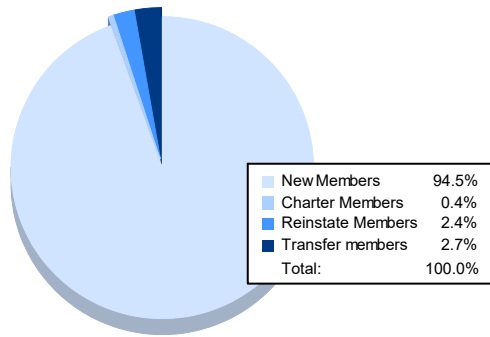


Year	New Clubs	Dropped Clubs	Gain/ Loss Clubs	New Members	Charter Members	Reinstate Members	Transfer Members	Total Member Added	Total Members Dropped	Gain/ Loss Members
2016-2017	1	0	1	480	24	10	10	524	814	-290
2017-2018	0	3	-3	426	0	10	8	444	680	-236
2018-2019	0	3	-3	309	0	9	17	335	714	-379
2019-2020	0	1	-1	252	0	11	13	276	642	-366
2020-2021	0	4	-4	241	1	6	7	255	596	-341
<b>Average</b>	<b>0</b>	<b>2</b>	<b>-2</b>	<b>342</b>	<b>5</b>	<b>9</b>	<b>11</b>	<b>367</b>	<b>689</b>	<b>-322</b>



### Membership Composition June 2021 Cumulative



### Gender Composition June 2021 Cumulative

